

# UCSKM PUBLIC SCHOOL, BHIWADI

www.ucskm.org, email:- info@ucskm.org, Phone Number:- 01493-298081,82



**There are some general instructions students have to follow during summer vacation:-**

- 1.** Drink water at least 8-10 glass in a day.
- 2.** Go for outdoor games in evening.
- 3.** Don't use mobiles or television too much.
- 4.** Take some juicy fruits daily like watermelon, grapes and muskmelon etc.
- 5.** Eat home prepared food.
- 6.** Learn good manners and communication skills.
- 7.** Develop the habit of early waking n sleeping.

**School closes from 20<sup>th</sup> May-2019 and re-opens on 1<sup>st</sup> July-2019.**

**{{{{{{ ENJOY YOUR HOLIDAYS }}}}}**

# UCSKM PUBLIC SCHOOL, BHIWADI

**HOLIDAY HOMEWORK:- 2019-2020**

**CLASS:- UKG**

---

## English

- Learn any five poems in English from “ Zinnia Rhymes ”
- Learn Alphabets ( A – L )

## Maths

- Learn Counting ( 1 – 20 )

## हिन्दी

- अ से अः तक स्वर याद कीजिए।
- कोई पाँच कविताएँ लय में याद कीजिए।

## EVS

- Ask your child to do the following:
  1. Wish everyone. [Good Morning Papa/ Mummy.....]
  2. Use magical words. [ Sorry, Excuse me, Thank you, Welcome ]
  3. Share your things with others.
  4. Keep your surroundings clean.
  5. Wash your hands before and after having meal.

## Project work

- Make a Family tree.



D/P

## ACTIVITIES TO DO AT HOME

### HEALTHY DO'S FOR LITTLE ONES

- "The new mantra for peaceful life." Practice yoga for just ten minutes and see the difference.
- Eat all summer fruits on regular basis :water melon, muskmelon, mangoes etc.
- Drink plenty of water and relish juices and shakes.
- Avoid eating junk munchies.

### FOR MOMS AND DADS

#### DRESSING UP YOUR WARD

##### MATERIAL REQUIRED:

Towel, soap ,mug ,dress ,shoes, shocks , under garments comb etc.

Method-Encourage the child to take bath independently.

Help the child to dry himself/herself with the towel. Instruct the child to dress up in the order in the which clothes are worn.

#### OUTING AND EXCURSIONS

- Meet your friends and relatives to make the child understand various relationships and social responsibilities.
- Take the child for a visit to any water park.
- Take the child for a visit to Bal Bhawan/Doll's Museum.

**School closes from 20<sup>th</sup> May 2019 and re-opens on 1<sup>st</sup> July 2019**

**[Enjoy your holidays]**

**General Homework:**

**English**

- Write Alphabets capital letter (A to Z ) and small cursive letters (a-z ) five times.
- Do the practice of joining two letters daily [i.e. 1<sup>st</sup> day- aa, 2<sup>nd</sup> day- bb.....].
- Learn any five poems from your English Rhyming book.

**Maths**

- Write counting (101 – 150) five times.
- Write reverse counting (150 – 101) five times.

**हिन्दी**

- अ से ज तक 5 बार लिखिए।
- दो वर्णों वाले कोई 20 शब्द 5 बार लिखिए।
- कोई 5 कविताएँ लय में याद कीजिए।

[Note: Homework should be done in 3 in 1 notebook]



- ❖ Make a “ Bird Feeder “ with waste material



**D/P**

Summer holidays are round the corner and as always they spell fun and frolic. While fun is intrinsic to their age, constructive activities and fruitful occupation of their time is of vital importance.

It paves the way towards a bright future and a progressive learning graph of the child. To make holiday home work more interesting we have introduced themes.

**Grade I- THEME 'ANIMAL KINGDOM'**

This will help the children to develop their analytical thinking, intellect and make their task more enjoyable.

**Points to keep in mind:**




1. Read books, improve your writing.
2. Go for walk with your family.
3. Cultivate manners ( Remember four magic words: Please, Thank you , Sorry and Excuse me).
4. Play outdoor games.
5. Take care or your health.
6. Revise all the work done in notebooks and books.

**School closes from 20<sup>th</sup> May 2019 and reopens on 1<sup>st</sup> July 2019**

**[Enjoy your holidays]**



Note:-All work should be done on A-4 size sheets and send it in a file folder.



ENGLISH

**Activity 1:-Making a photo frame**  
 \*Create a photo frame (6" x 6") using small animals cutouts as borders.  
 \*Paste your family picture in the frame.  
 \*Paste the frame on a coloured A4 size pastel sheet and write 5 sentences below it about your family.  
**Activity 2:-Animals and their young ones**  
 \*Paste any five pictures of animals and their young ones and write their name below these pictures.  
 \*Revise syllabus covered in the class.

हिन्दी

अपनी पसंद के पालतू या जंगली जानवर का 7" x 7" के मुखौटे का निर्माण करे व उसे रंगों की मदद से पूरा करे  
 आ,इ,ई,उ,ऊ की मात्रा वाले पशु पक्षियों के चित्रों का एक कॉलाज बनाएं  
 कक्षा में करवाए गए कार्य की पुनरावृत्ति करे

EVS

\*Activity:-Animal's homes  
 \*Paste the pictures of 5 animals and their homes. Write the name of animals and their homes below these pictures.  
 \*Paste any 6 things that we get from animals and the pictures of animals too .  
 \*Revise syllabus covered in the class.

MATHS

\*Activity:- Fun with numbers  
 \*Turn any five numbers in to beautiful animals of size 2" x 2". Colour the animals neatly.  
 \*Cut the shapes of any four water animals and write number names (1-20) on them (5 on each shape).

COMPUTER




- Draw the picture of computer .
- Write the name of parts of computer.
- Paste picture of five natural things and five man-made things on A4 sheet

G.K

\*Activity:-Different kinds of animals  
 \*Paste any three:-  
 1) Domestic animals      2) Wild animals      3) Water animals

ART

\*Make a creative bookmark on animals.  
 \*Make a drawing of peacock with the help of your palm and fingers and colour it beautifully.



# UCSKM PUBLIC SCHOOL, BHIWADI

[www.ucskm.org](http://www.ucskm.org), email : [info@ucskm.org](mailto:info@ucskm.org)

PHONE NO. 01493-298081 , 298082



**D/P**

Summer holidays are round the corner and as always they spell fun and frolic. While fun is intrinsic to their age, constructive activities and fruitful occupation of their time is of vital importance.

It paves the way towards a bright future and a progressive learning graph of the child.

To make holiday home work more interesting we have introduced themes.

**Grade II- THEME “SEASONS”**

This will help the children to develop their analytical thinking, intellect and make their task more enjoyable.

**Points to keep in mind:**

1. Read books, improve your writing.
2. Go for walk with your family.
3. Cultivate manners ( Remember four magic words: Please, Thank you , Sorry and Excuse me).
4. Play outdoor games.
5. Take care or your health.
6. Revise all the work done in notebooks and books.

**School closes from 20<sup>th</sup> May 2019 and reopens on 1<sup>st</sup> July 2019**

**[Enjoy your holidays]**

UCSKM PUBLIC SCHOOL, BHIWADI  
HOLIDAY HOME WORK – 2019-2020  
CLASS -II

THEME “SEASONS”

**ENGLISH:-**

- ❖ Paste a picture of your favourite season and write 10 lines on it.
- ❖ Make a pocket dictionary by writing 10 words of each alphabet daily. For e.g. Start 1<sup>st</sup> day with alphabet ‘A’ with meaning.

**HINDI:-**

- ❖ ऋतुओं से सम्बंधित एक कविता लिखो और याद करो।
- ❖ ऋतुओं के नाम लिखकर उनमें खाए जाने वाले पकवानों के नाम लिखकर चित्र चिपकाओ।

**MATHS :-**

- ❖ Learn number names
- ❖ Activity:-
  - Make four clouds of four seasons and write name of months, number of days according to seasons

**EVS:- (Activity)**

- ❖ Paste the pictures of dresses that are worn according to different seasons.
- ❖ Write the name of fruits that are eaten in summer season and paste their pictures also.
- ❖ Make a card by using the seeds of fruits eaten during summer.

**GK: -**

- ❖ Write the name of festivals according to seasons and paste their pictures also.

**ART:-**

- ❖ Make a picture by using watermelon seeds.

**COMPUTER:-**

- ❖ Draw the picture of computer.
- ❖ Write the name of parts of computer.
- ❖ Write the answer
  1. What is a computer?
  2. What is C.P.U?

[Note: Holiday Homework should be done on A/4 sheet]

**GENERAL HOME WORK-**

- Revise all the work done in note book & text book of each and every subject.
- Read one page of any story book or newspaper daily.
- Practice cursive strokes to improve your handwriting in a separate English notebook.
- एक नई अभ्यास पुस्तिका में एक पृष्ठ सुलेख रोज़ाना लिखो।
- Learn tables 2 to 10.



# UCSKM PUBLIC SCHOOL, BHIWADI

[www.ucskm.org](http://www.ucskm.org), email : [info@ucskm.org](mailto:info@ucskm.org)

PHONE NO. 01493-298081 , 298082



**D/P**

Summer holidays are round the corner and as always they spell fun and frolic. While fun is intrinsic to their age, constructive activities and fruitful occupation of their time is of vital importance.

It paves the way towards a bright future and a progressive learning graph of the child.

To make holiday home work more interesting we have introduced themes.

## **Grade III- THEME “AQUATIC ANIMALS”**

This will help the children to develop their analytical thinking, intellect and make their task more enjoyable.

Points to keep in mind:

1. Read books, improve your writing.
2. Go for walk with your family.
3. Cultivate manners ( Remember four magic words: Please, Thank you , Sorry and Excuse me).
4. Play outdoor games.
5. Take care or your health.
6. Revise all the work done in notebooks and books.

School closes from 20<sup>th</sup> May 2019 and reopens on 1<sup>st</sup> July 2019

**[Enjoy your holidays]**

THEME: AQUATIC ANIMALS

English - Write the meaning of aquatic along with its synonyms and antonyms.

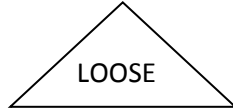

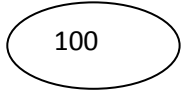
Draw or stick any picture of your favourite aquatic animal and write 5 lines on it.

Maths - Kolam Patterns :-

Q1 Draw the shapes of aquatic animals using dots.

Q2 Draw the images of aquatic animals which shows mirror halves.

Q3 Draw the number names of following aquatic animals and makes cards of



(a) 312 Fishes

(b) 505 Frogs

(c) 466 seals

EVS = On a A4 size paper sheet stick/draw the pictures of aquatic animals and mention their names.

हिन्दी १. समस्त FA-1 पाठ्यक्रम याद करो।

२. एक नई अभ्यास पुस्तिका में एक पृष्ठ सुलेख रोज़ाना लिखो।

३. कोई पाँच जलीय जानवरों के चित्र चिपकाकर उनके बारे में तीन-तीन वाक्य लिखो।

Computer - List all the Input Device and draw them

List all the Output Devices and draw them.

Learn whole class work done in notebook, there will written test after holiday

G.K :- Name any 5 rivers / lakes where aquatic animals are found.

ART :- Make a scenery of river with aquatic animals.

# UCSKM PUBLIC SCHOOL, BHIWADI

[www.ucskm.org](http://www.ucskm.org), email : [info@ucskm.org](mailto:info@ucskm.org)

PHONE NO. 01493-298081 , 298082



**D/P**

Summer holidays are round the corner and as always they spell fun and frolic. While fun is intrinsic to their age, constructive activities and fruitful occupation of their time is of vital importance.

It paves the way towards a bright future and a progressive learning graph of the child.

To make holiday home work more interesting we have introduced themes.

## **Grade IV- THEME 'ROAD SAFETY'**

This will help the children to develop their analytical thinking, intellect and make their task more enjoyable.

**Points to keep in mind:**

1. Read books, improve your writing.
2. Go for walk with your family.
3. Cultivate manners ( Remember four magic words: Please, Thank you , Sorry and Excuse me).
4. Play outdoor games.
5. Take care or your health.
6. Revise all the work done in notebooks and books.

**School closes from 20<sup>th</sup> May 2019 and reopens on 1<sup>st</sup> July 2019**

**[Enjoy your holidays]**

THEME 'ROAD SAFETY'

ENGLISH:-

- Write any five Road Safety rules do's and don'ts.

HINDI:-

- वाहन चलाते समय और पैदल चलते समय किन-किन नियमों का ध्यान रखना चाहिए?  
इस विषय पर कुछ पंक्तियाँ लिखो।
- सड़क सुरक्षा पर एक आकर्षक पोस्टर बनाओ।

MATHS :- Q.1 Make road safety signs that have arches.

Q.2 Write the distance between your home and the nearest place for worship.

Q.3 Write the distance between your home and your holiday destination.

EVS:-

- Draw 10 Road Safety symbols and write what they stand for.

GK:

- Make a model of Traffic Light.

ART:-

- Make a neat and clean poster on road safety .( use A3 sheet )

**[Note: Holiday Homework should be done on A/4 sheet]**

**GENERAL HOME WORK-**

- Revise all the work done in note book & text book of each and every subject.
- Read one page of any story book or newspaper daily.
- Practice cursive strokes to improve your handwriting in a separate English notebook.
- Draw storage devices of Computer ( Hard disk ,Pen drive, CD) in your note book and learn Chapter no.1 and 2.
- समस्त FA-1 पाठ्यक्रम याद करो।
- एक नई अभ्यास पुस्तिका में एक पृष्ठ सुलेख रोज़ाना लिखो।
- Learn tables 2 to 15.



**D/P**

Summer holidays are round the corner and as always they spell fun and frolic. While fun is intrinsic to their age, constructive activities and fruitful occupation of their time is of vital importance.

It paves the way towards a bright future and a progressive learning graph of the child. To make holiday home work more interesting we have introduced themes.

## **Grade V- THEME ' NATURAL DISASTER '**

This will help the children to develop their analytical thinking, intellect and make their task more enjoyable.

**Points to keep in mind:**

1. Read books, improve your writing.
2. Go for walk with your family.
3. Cultivate manners ( Remember four magic words: Please, Thank you , Sorry and Excuse me).
4. Play outdoor games.
5. Take care or your health.
6. Revise all the work done in notebooks and books.

**School closes from 20<sup>th</sup> May 2019 and reopens on 1<sup>st</sup> July 2019**

**[Enjoy your holidays]**

**THEME: NATURAL DISASTER**

A natural disaster is a major adverse event resulting from natural processes of the Earth; examples include floods, volcanic eruptions, earthquakes, tsunamis, and other geologic processes. A natural disaster can cause loss of life or property damage, and typically leaves some economic damage in its wake, the severity of which depends on the affected population's resilience, or ability to recover.

**English:**

1. Make a Collage on the Topic -NATURAL DISASTER
2. Use the dictionary and find the meaning of the following words: lightning, volcanic eruption, flood, avalanche, hurricane, drought, explosion, landslide, tornado, earthquake, forest fire, tsunami, cyclone, seismic, magma, blizzards
3. Write any five adjectives used to describe natural disaster.

**Hindi:**

- १.समस्त FA-1 पाठ्यक्रम याद करो।
- २.एक नई अभ्यास पुस्तिका में एक पृष्ठ सुलेख रोज़ाना लिखो।
- ३.रंगीन पृष्ठ पर ' प्राकृतिक आपदाएं ' विषय पर एक अनुच्छेद लिखो।

**Maths:**

States which have offered contribution to Odisha for relief and rehabilitation efforts:

- Tamil Nadu- Rs 10 crore
- Maharashtra – Rs 10 crore
- Uttar Pradesh – Rs 10 crore
- Gujarat – Rs 5 crore
- Chhattisgarh – Rs 11 crore

On the basis of the given data answer the following questions:

1. Which state has contributed more? How much?
2. Write the amount contributed by Uttar Pradesh in Indian System as well as International Number System.
3. Find the total amount contributed by Maharashtra and Gujarat..
4. Gujarat has contributed Rs 5 crore. Find the place and place value of 5 in 5 crore.

**EVS:**

1. Find out the causes, remedies and different ways of facing the natural calamities like earthquake, cyclone, tsunami and floods.
2. Collect the pictures related to the cyclone 'Fani' and paste them in A/4 sheet.
3. On the political map of India mark the states affected by the cyclone 'Fani'.

**GK:**

1. Make a list of all emergency numbers.
2. Make a poster on Emergency Preparedness.

**Art-** Make a beautiful pot out of the waste materials. [You can also use old earthen pot, plastic bottles, etc]

**Note:** All the holiday homework should be done on A/4 sheet.

**General Homework:**

Revise the work done in all books and notebooks of each and every subject.

- Read one page of any story book or newspaper daily.
- Learn tables 2 to 15.
- Draw an operating system of computer in your notebook. [ Refer pg no - 20]